

Dhaka Bank Limited and its Subsidiaries
Consolidated Balance Sheet
As at 30 June 2018

	30.06.2018 Taka	31.12.2017 Taka
<u>PROPERTY AND ASSETS</u>		
Cash	15,315,737,695	13,684,691,050
Cash in hand (including foreign currencies)	2,461,957,693	1,839,941,316
Balance with Bangladesh Bank and its agent bank(s) (including foreign currencies)	12,853,780,002	11,844,749,734
Balance with other banks and financial institutions	14,092,719,970	11,394,521,216
In Bangladesh	12,635,219,353	10,190,843,071
Outside Bangladesh	1,457,500,617	1,203,678,144
Money at call on short notice	11,300,000	11,300,000
Investments	27,208,958,245	26,040,501,710
Government	20,752,578,628	19,706,422,487
Others	6,456,379,617	6,334,079,223
Loans, advances and lease/investments	169,700,899,791	153,867,641,893
Loans, cash credits, overdrafts, etc./Investments	166,520,018,728	150,656,808,845
Bills purchased and discounted	3,180,881,063	3,210,833,048
Fixed assets including premises, furniture and fixtures	4,935,635,259	4,269,381,542
Other assets	24,994,687,875	21,537,286,973
Non-banking assets	23,166,033	23,166,033
Total Assets	<u>256,283,104,868</u>	<u>230,828,490,416</u>
<u>LIABILITIES & CAPITAL</u>		
Liabilities		
Borrowings from other banks, financial institutions and agents	35,519,867,659	21,633,548,366
Deposits and other accounts	176,011,600,245	169,729,720,650
Current accounts & other accounts	22,398,928,890	20,025,396,323
Bills payable	4,797,287,817	2,826,174,811
Savings bank deposits	18,988,770,483	19,061,994,573
Term deposits	129,826,613,056	127,816,154,943
Non Convertible Subordinated Bond	3,000,000,000	3,000,000,000
Other Liabilities	25,326,487,924	20,637,340,094
Total Liabilities	<u>239,857,955,828</u>	<u>215,000,609,110</u>
Capital/Shareholders' Equity		
Equity attributable to equity holders of the parent company	16,425,091,256	15,827,823,976
Paid-up capital	8,125,826,850	7,222,957,200
Statutory reserve	6,653,589,784	6,418,181,801
Other reserve	683,698,592	684,339,747
Retained earnings	961,976,030	1,502,345,228
Non-controlling interest	57,784	57,329
Total Equity	<u>16,425,149,040</u>	<u>15,827,881,305</u>
Total Liabilities & Shareholders' Equity	<u>256,283,104,868</u>	<u>230,828,490,416</u>

Off-Balance Sheet Items

Contingent Liabilities

Acceptances and Endorsements
 Irrevocable Letters of Credit
 Letter of Guarantee
 Bills for Collection
 Other Contingent Liabilities

	30.06.2018 Taka	31.12.2017 Taka
	34,966,909,055	32,868,131,246
	34,041,895,904	27,085,569,676
	32,163,828,187	23,083,135,224
	12,744,050,313	11,591,497,583
	6,982,969,851	3,493,879,200
	<u>120,899,653,311</u>	<u>98,122,212,930</u>

Other Commitments

Documentary credit and short term trade-related transactions
 Forward assets purchased and forward deposits placed
 Undrawn note issuance and revolving underwriting facilities
 Undrawn formal standby facilities, credit lines and other commitments

	-	-
	-	-
	-	-
	-	-
	<u>120,899,653,311</u>	<u>98,122,212,930</u>

Total off-balance sheet items including contingent liabilities




Chief Financial Officer



Company Secretary



Managing Director & CEO



Director



Chairman

Dhaka Bank Limited and its Subsidiaries
Consolidated Profit and Loss Account
For the period ended 30 June 2018

	Jan-18 to 30 Jun-18 Taka	Jan-17 to 30 Jun-17 Taka	Apr-18 to 30 Jun-18 Taka	Apr-17 to 30 Jun-17 Taka
OPERATING INCOME				
Interest income/profit on investments	8,838,964,663	6,399,211,214	4,735,797,730	3,281,779,996
Interest paid/profit on deposits and borrowings, etc.	(6,385,716,516)	(4,667,124,234)	(3,410,488,510)	(2,384,861,675)
Net interest income	2,453,248,147	1,732,086,981	1,325,309,220	896,918,321
Investment income	1,107,830,629	1,299,456,206	562,107,379	572,856,029
Commission, exchange and brokerage	1,178,461,703	1,342,971,777	647,303,936	741,007,018
Other operating income	116,018,525	134,272,696	78,061,880	106,607,760
Total operating income (a)	4,855,559,004	4,508,787,660	2,612,782,414	2,317,389,128
OPERATING EXPENSES				
Salary and allowances	1,108,396,264	1,026,697,580	555,897,065	503,768,648
Rent, taxes, insurance, electricity, etc.	327,054,808	295,964,126	165,372,492	156,633,315
Legal expenses	25,520,883	8,651,871	15,223,552	3,689,602
Postage, stamps, telecommunication, etc.	42,904,540	19,608,221	24,817,451	12,795,990
Stationery, printing, advertisement, etc.	89,960,906	67,539,744	49,847,779	41,759,840
Chief executive's salary and fees	7,619,500	7,965,000	4,324,000	4,950,000
Directors' fees	2,165,830	2,259,861	1,593,310	1,011,203
Auditors' fees	222,500	207,500	118,750	103,750
Charges on Loan Losses	106,095,801	-	99,610,212	-
Depreciation and repairs of Bank's assets	236,483,396	179,772,513	131,650,096	92,019,953
Other expenses	299,824,619	295,671,385	162,912,048	163,529,617
Total operating expenses (b)	2,246,249,047	1,904,337,802	1,211,366,756	980,261,918
Profit/(Loss) before provision (c = (a-b))	2,609,309,957	2,604,449,858	1,401,415,658	1,337,127,210
Provision against loans and advances	1,244,687,401	1,324,485,986	723,948,299	728,456,036
Provision against good borrower	-	-	-	-
Provision for diminution in value of investments	-	-	-	-
Other Provisions	181,357,970	156,386,763	83,332,784	97,900,303
Total provision (d)	1,426,045,371	1,480,872,749	807,281,083	826,356,340
Profit/(Loss) before taxation (c-d)	1,183,264,586	1,123,577,109	594,134,575	510,770,870
Provision for taxation	585,355,697	528,459,504	393,618,276	328,464,908
Current tax	582,655,697	528,459,504	390,918,276	328,464,908
Deferred Tax	2,700,000	-	2,700,000	-
Net profit after taxation	597,908,889	595,117,605	200,516,300	182,305,961
Net profit after tax attributable to:				
Equity holders of DBL	597,908,435	595,113,525	200,515,873	182,304,571
Non-controlling interest	455	4,080	427	1,390
	597,908,889	595,117,605	200,516,300	182,305,961
Appropriations				
Statutory reserve	235,407,983	207,882,377	118,484,662	97,160,547
General reserve	-	-	-	(115,519,953)
Investment Fluctuation Fund	-	4,100,000	-	-
Dividends etc.	902,869,650	-	902,869,650	1,031,851,026
Retained earnings	961,976,030	1,467,561,253	(820,838,439)	(615,187,049)
	2,100,253,663	1,679,543,629	200,515,873	398,304,571
Consolidated Earning per Share (CEPS) [Restated]	0.74	0.73	0.25	0.22


Chief Financial Officer


Managing Director & CEO


Company Secretary


Director


Chairman

Dhaka Bank Limited and its Subsidiaries
Consolidated Cash Flow Statement
For the period ended 30 June 2018

	Jan-18 to 30 Jun-18 Taka	Jan-17 to 30 Jun-17 Taka
Cash Flows from Operating Activities		
Interest / Profit receipts	10,139,589,231	7,684,844,720
Interest / Profit payments	(6,092,654,303)	(4,675,961,723)
Dividend receipts	22,416,253	28,238,982
Recovery of loans previously written off	16,357,876	14,214,949
Fee and commission receipts	835,177,431	686,690,715
Payments to employees	(1,116,015,764)	(1,034,662,580)
Payments to suppliers	(169,168,729)	(105,944,485)
Income taxes paid	(924,834,231)	(695,490,238)
Receipts from other operating activities	389,964,640	143,332,558
Payments for other operating activities	(689,121,092)	(641,324,163)
(i) Operating profit before changes in operating assets & liabilities	2,411,711,311	1,403,938,737
Changes in operating assets and liabilities		
Purchase / Sale of trading securities	(272,300,394)	(311,294,599)
Loans and advances to customers	(15,841,950,055)	(11,368,470,858)
Other assets	(5,325,275,540)	(5,721,656,493)
Deposits from other banks	1,640,799,163	3,579,289,591
Deposits from customers	4,335,380,155	1,012,264,502
Other liabilities account of customers	(162,756,402)	(84,480,818)
Other liabilities	110,243,823	3,967,609,604
(ii) Cash flow from operating assets and liabilities	(15,515,859,250)	(8,926,739,072)
Net cash flow from operating activities (a)= (i+ii)	(13,104,147,938)	(7,522,800,335)
Cash Flows from Investing Activities		
Proceeds from sale of securities	7,784,556	811,202
Sale/ (Purchase) of securities	2,505,464,500	(167,346,329)
Purchase/(Sale) of property, plant & equipment	666,947,377	(136,569,574)
Proceeds from sale of fixed assets	-	228,200
Purchase / sale of subsidiary	-	-
Net cash (used in) investing activities (b)	3,180,196,432	(302,876,501)
Cash flows from financing activities		
Borrowing from other banks	13,895,011,449	9,298,912,429
Issuance of Non Convertible Subordinated Bond	-	-
Redemption of Non Convertible Subordinated Bond	-	-
Dividends paid	-	(687,900,686)
Net cash flow from financing activities (c)	13,895,011,449	8,611,011,743
Net increase in cash and cash equivalents (a+b+c)	3,971,059,943	785,334,907
Add: Effects of exchange rate changes on cash & cash equivalent	52,980,281	633,006,250
Add: Cash and cash equivalents at beginning of the year	25,400,107,442	29,000,627,043
Cash and cash equivalents at end of the year (*)	29,424,147,666	30,418,968,201
(*) Cash and cash equivalents		
Cash in Hand	2,461,957,693	2,458,933,025
Balance with Bangladesh Bank & Sonali Bank	12,853,780,002	14,954,636,462
Balance with other banks & Financial Institutions	14,092,719,970	12,989,127,413
Money at call & Short Notice	11,300,000	11,300,000
Prize Bond	4,390,000	4,971,300
	29,424,147,666	30,418,968,201


Chief Financial Officer


Managing Director & CEO


Company Secretary


Director


Chairman


Dhaka Bank Limited and its Subsidiaries
Consolidated Statement of Changes in Equity
For the period ended 30 June 2018

(Amount in Taka)


Particulars	Paid up capital	Statutory Reserve	General Reserve	Asset Revaluation Reserve	Investment revaluation reserve	Investment Fluctuation Fund	Non-controlling interest	Retained Earnings	Total
Balance as at 1 January 2018	7,222,957,200	6,418,181,801	6,560,631	622,516,800	21,562,316	33,700,000	57,329	1,502,345,228	15,827,881,305
Changes in accounting policy	-	-	-	-	-	-	-	-	-
Restated balance	7,222,957,200	6,418,181,801	6,560,631	622,516,800	21,562,316	33,700,000	57,329	1,502,345,228	15,827,881,305
Surplus/deficit on account of revaluation of properties	-	-	-	-	-	-	-	-	-
Surplus/deficit on account of revaluation of investments	-	-	-	-	(641,155)	-	-	-	(641,155)
Currency transaction differences	-	-	-	-	-	-	-	-	-
Net gains and losses not recognized in the income statement	-	-	-	-	20,921,161	-	-	-	-
Net Profit for the period	-	-	-	-	-	-	-	597,908,889	597,908,889
Stock dividend paid by Subsidiary Company	-	-	-	-	-	-	-	-	-
Transfer to reserve	-	-	-	-	-	-	-	-	-
Dividend:									
Stock dividend	902,869,650	-	-	-	-	-	-	(902,869,650)	-
Cash dividend	-	-	-	-	-	-	-	-	-
Changes in reserve	-	235,407,983	-	-	-	-	-	(235,407,983)	-
Non-controlling interest	-	-	-	-	-	-	455	(455)	-
Balance as at 30 June 2018	8,125,826,850	6,653,589,784	6,560,631	622,516,800	20,921,161	33,700,000	57,784	961,976,030	16,425,149,040


Chief Financial Officer


Managing Director & CEO


Director


Company Secretary


Chairman

Dhaka Bank Limited
Balance Sheet
As at 30 June 2018

	30.06.2018 Taka	31.12.2017 Taka
<u>PROPERTY AND ASSETS</u>		
Cash	15,315,637,695	13,684,591,050
Cash in hand (including foreign currencies)	2,461,857,693	1,839,841,316
Balance with Bangladesh Bank and its agent bank(s) (including foreign currencies)	12,853,780,002	11,844,749,734
Balance with other banks and financial institutions	13,931,519,030	11,224,922,706
In Bangladesh	12,474,018,413	10,021,244,562
Outside Bangladesh	1,457,500,617	1,203,678,144
Money at call on short notice	11,300,000	11,300,000
Investments	24,182,712,768	23,181,794,347
Government	20,752,578,628	19,706,422,487
Others	3,430,134,140	3,475,371,860
Loans, advances and lease/investments	169,847,009,652	154,017,029,266
Loans, cash credits, overdrafts, etc./Investments	166,666,128,588	150,806,196,218
Bills purchased and discounted	3,180,881,063	3,210,833,048
Fixed assets including premises, furniture and fixtures	4,929,990,196	4,262,893,303
Other assets	26,590,968,669	23,047,157,792
Non-banking assets	23,166,033	23,166,033
Total Assets	254,832,304,043	229,452,854,497
<u>LIABILITIES & CAPITAL</u>		
Liabilities		
Borrowings from other banks, financial institutions and agents	35,316,616,235	21,533,553,426
Deposits and other accounts	176,305,998,725	170,035,420,927
Current accounts & other accounts	22,398,928,890	20,025,396,323
Bills payable	4,797,287,817	2,826,174,811
Savings bank deposits	18,988,770,483	19,061,994,573
Term deposits	130,121,011,536	128,121,855,220
Non Convertible Subordinated Bond	3,000,000,000	3,000,000,000
Other liabilities	24,362,628,736	19,638,634,360
Total Liabilities	238,985,243,696	214,207,608,713
Capital/Shareholders' Equity		
Total Shareholders' Equity	15,847,060,347	15,245,245,785
Paid-up capital	8,125,826,850	7,222,957,200
Statutory reserve	6,653,589,784	6,418,181,801
Other reserve	649,998,592	650,639,747
Retained earnings	417,645,120	953,467,037
Total Liabilities & Shareholders' Equity	254,832,304,043	229,452,854,498

Off-Balance Sheet Items

Contingent liabilities

Acceptances and endorsements
 Irrevocable Letters of Credit
 Letter of guarantee
 Bills for collection
 Other contingent liabilities

	30.06.2018 Taka	31.12.2017 Taka
	120,899,653,311	98,122,212,930
Acceptances and endorsements	34,966,909,055	32,868,131,246
Irrevocable Letters of Credit	34,041,895,904	27,085,569,676
Letter of guarantee	32,163,828,187	23,083,135,224
Bills for collection	12,744,050,313	11,591,497,583
Other contingent liabilities	6,982,969,851	3,493,879,200

Other commitments

Documentary credit and short term trade-related transactions
 Forward assets purchased and forward deposits placed
 Undrawn note issuance and revolving underwriting facilities
 Undrawn formal standby facilities, credit lines and other commitments

	-	-
Documentary credit and short term trade-related transactions	-	-
Forward assets purchased and forward deposits placed	-	-
Undrawn note issuance and revolving underwriting facilities	-	-
Undrawn formal standby facilities, credit lines and other commitments	-	-


Total off-balance sheet items including contingent liabilities


	120,899,653,311	98,122,212,930
--	------------------------	-----------------------


Chief Financial Officer


Company Secretary


Managing Director & CEO


Director


Chairman

Dhaka Bank Limited
Profit & Loss Account
For the period ended 30 June 2018

	Jan-18 to 30 Jun-18 Taka	Jan-17 to 30 Jun-17 Taka	Apr-18 to 30 Jun-18 Taka	Apr-17 to 30 Jun-17 Taka
OPERATING INCOME				
Interest income/profit on investments	8,788,821,130	6,413,782,268	4,731,400,673	3,287,012,944
Interest paid/profit on deposits and borrowings, etc.	(6,326,719,259)	(4,663,532,504)	(3,399,782,021)	(2,386,358,140)
Net interest income	2,462,101,871	1,750,249,765	1,331,618,652	900,654,804
Investment income	1,077,629,820	1,172,781,298	547,576,429	543,197,636
Commission, exchange and brokerage	1,154,238,684	1,278,991,871	632,759,280	722,254,038
Other operating income	115,367,697	133,962,771	77,976,414	106,475,956
Total operating income (a)	4,809,338,073	4,335,985,705	2,589,930,775	2,272,582,433
OPERATING EXPENSES				
Salary and allowances	1,086,984,009	1,005,795,983	544,571,984	491,590,936
Rent, taxes, insurance, electricity, etc.	319,353,647	289,006,287	161,493,716	153,353,059
Legal expenses	25,500,883	8,651,871	15,203,552	3,689,602
Postage, stamps, telecommunication, etc.	42,461,413	19,126,801	24,501,409	12,581,732
Stationery, printing, advertisement, etc.	88,991,997	66,829,213	49,274,627	41,534,171
Chief executive's salary and fees	7,619,500	7,965,000	4,324,000	4,950,000
Directors' fees	1,532,740	1,783,490	1,162,340	846,400
Auditors' fees	15,000	-	15,000	-
Charges on Loan Losses	106,095,801	-	99,610,212	-
Depreciation and repairs of Bank's assets	232,574,464	175,677,603	129,627,113	90,301,189
Other expenses	295,123,331	290,864,825	160,442,431	140,060,578
Total operating expenses (b)	2,206,252,785	1,865,701,074	1,190,226,384	938,907,668
Profit/(Loss) before provision (c = (a-b))	2,603,085,288	2,470,284,632	1,399,704,391	1,333,674,766
Provision against loans and advances	1,244,687,401	1,324,485,986	723,948,299	728,456,036
Provision against good borrower	-	-	-	-
Provision for diminution in value of investments	-	-	-	-
Other provisions	181,357,970	106,386,763	83,332,784	97,900,303
Total provision (d)	1,426,045,371	1,430,872,749	807,281,083	826,356,340
Profit/(Loss) before taxation (c-d)	1,177,039,917	1,039,411,883	592,423,308	485,802,733
Provision for taxation	574,584,200	499,000,301	387,084,200	317,401,603
Current tax	571,884,200	499,000,301	384,384,200	317,401,603
Deferred tax income	2,700,000	-	2,700,000	-
Net profit after taxation	602,455,717	540,411,582	205,339,108	168,401,130
Appropriations				
Statutory reserve	235,407,983	207,882,377	118,484,662	97,160,547
General reserve	-	(115,519,953)	-	(115,519,953)
Dividends etc.	902,869,650	1,031,851,026	902,869,650	1,031,851,026
Retained earnings	417,645,120	358,467,405	(816,015,204)	(845,090,489)
	1,555,922,754	1,482,680,855	205,339,108	168,401,130
Earning per Share (EPS) [Restated]	0.74	0.67	0.25	0.21


Chief Financial Officer


Managing Director & CEO


Company Secretary


Director


Chairman


Dhaka Bank Limited
Cash Flow Statement
For the period ended 30 June 2018

	Jan-18 to 30 Jun-18 Taka	Jan-17 to 30 Jun-17 Taka
Cash Flow from Operating Activities		
Interest / Profit receipts	10,089,445,698	7,600,979,849
Interest / Profit payments	(6,033,657,046)	(4,672,369,993)
Dividend receipts	-	-
Recovery of loans previously written off	16,357,876	14,214,949
Fee and commission receipts	810,954,413	622,710,809
Payments to employees	(1,094,603,509)	(1,013,760,983)
Payments to suppliers	(156,969,293)	(94,607,886)
Income taxes paid	(912,208,728)	(675,149,285)
Receipts from other operating activities	389,313,812	143,022,633
Payments for other operating activities	(683,786,715)	(636,041,232)
(i) Operating profit before changes in operating assets & liabilities	2,424,846,508	1,288,998,862
Changes in operating assets and liabilities		
Purchase / Sale of trading securities	(104,762,280)	11,794,635
Loans and advances to customers	(15,829,980,385)	(11,469,098,421)
Other assets	(5,424,311,018)	(5,760,906,625)
Deposits from other banks	1,640,799,163	3,579,289,591
Deposits from customers	4,629,778,635	991,160,169
Other liabilities account of customers	(162,756,402)	(84,480,818)
Other liabilities	155,919,366	3,911,564,684
(ii) Cash flow from operating assets and liabilities	(15,095,312,922)	(8,820,676,785)
Net cash flow from/(used in) operating activities (a)= (i+ii)	(12,670,466,414)	(7,531,677,923)
Cash Flow from Investing Activities		
Proceeds from sale of securities	-	811,202
Sale/ (Purchase) of securities	2,505,464,500	(167,346,329)
Purchase/(Sale) of property, plant & equipment	667,096,894	(135,742,224)
Proceeds from sale of fixed assets	-	228,200
Purchase / sale of subsidiary	-	-
Net cash flow from investing activities (b)	3,172,561,393	(302,049,151)
Cash Flow from Financing Activities		
Borrowing from other banks	13,783,062,808	9,248,912,429
Issuance of Non Convertible Subordinated Bond	-	-
Redemption of Non Convertible Subordinated Bond	-	-
Dividends paid	-	(687,900,686)
Net cash flow from/(used in) financing activities (c)	13,783,062,808	8,561,011,743
Net increase/ (decrease) in cash and cash equivalents (a+b+c)	4,285,157,788	727,284,669
Add: Effects of exchange rate changes on cash & cash equivalent	52,980,281	633,006,250
Add: Cash and cash equivalents at beginning of the year	24,924,708,656	28,941,560,751
Cash and cash equivalents at end of the year (*)	29,262,846,725	30,301,851,670
(*) Cash and cash equivalents		
Cash in Hand	2,461,857,693	2,458,843,025
Balance with Bangladesh Bank & Sonali Bank	12,853,780,002	14,954,636,462
Balance with other banks & Financial Institutions	13,931,519,030	12,872,100,882
Money at call & Short Notice	11,300,000	11,300,000
Prize Bond	4,390,000	4,971,300
	29,262,846,725	30,301,851,670


Chief Financial Officer


Company Secretary


Managing Director & CEO


Director


Chairman


Dhaka Bank Limited
Statement of Changes in Equity
For the period ended 30 June 2018

(Amount in Taka)

Particulars	Paid up capital	Statutory Reserve	General Reserve	Asset Revaluation Reserve	Investment Revaluation Reserve	Retained Earnings	Total
Balance as at 1 January 2018	7,222,957,200	6,418,181,801	6,560,631	622,516,800	21,562,316	953,467,037	15,245,245,785
Changes in accounting policy	-	-	-	-	-	-	-
Restated balance	7,222,957,200	6,418,181,801	6,560,631	622,516,800	21,562,316	953,467,037	15,245,245,785
Surplus/deficit on account of revaluation of properties	-	-	-	-	-	-	-
Surplus/deficit on account of revaluation of investments	-	-	-	-	(641,155)	-	(641,155)
Currency transaction differences	-	-	-	-	-	-	-
Net gains and losses not recognized in the income statement	-	-	-	-	20,921,161	-	-
Net Profit for the period	-	-	-	-	-	602,455,717	602,455,717
Adjustment made during the period	-	-	-	-	-	-	-
Transfer to reserve	-	-	-	-	-	-	-
Dividend:							
Stock dividend	902,869,650	-	-	-	-	(902,869,650)	-
Cash dividend	-	-	-	-	-	-	-
Changes in reserve	-	235,407,983	-	-	-	(235,407,983)	-
Balance as at 30 June 2018	8,125,826,850	6,653,589,784	6,560,631	622,516,800	20,921,161	417,645,120	15,847,060,347


Chief Financial Officer


Managing Director & CEO


Director


Company Secretary


Chairman